

CHARACTERISTICS OF EITC-ELIGIBLE TAXPAYERS, 2007

STATE:

Virginia

The Metropolitan Policy Program at Brookings

EITC-ELIGIBLE POPULATION

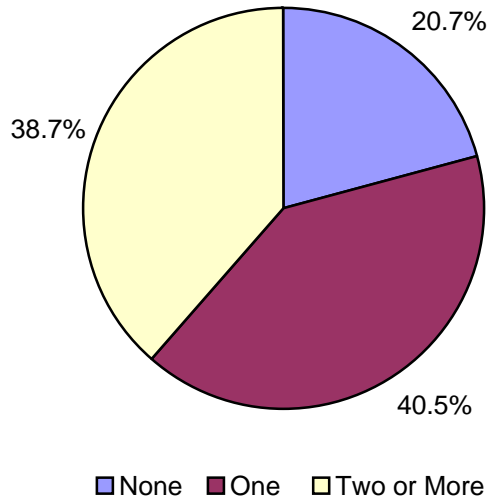
Total EITC-Eligible Tax Units 519,578 Total Population in EITC-Eligible Units 1,484,329

EITC-ELIGIBLE FILING UNIT CHARACTERISTICS

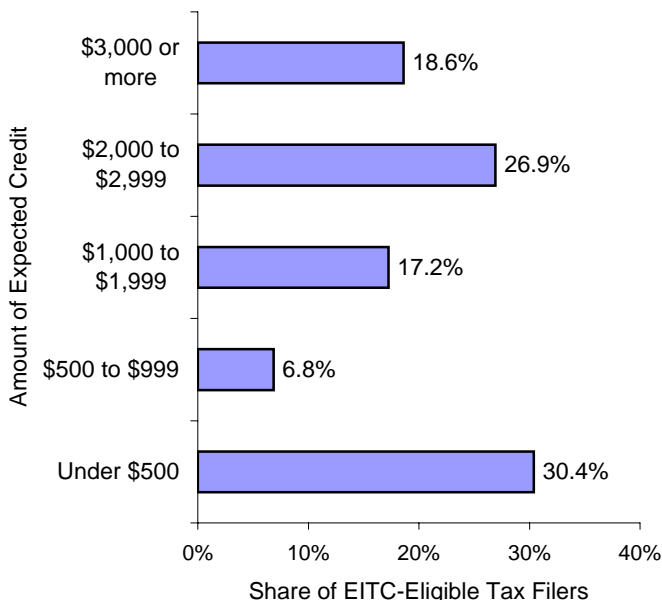
Filing Status

Married, Filing Jointly 22.1%
 Head of Household 59.8%
 Single 18.1%

Number of Qualifying Children



Size of Expected Earned Income Tax Credit

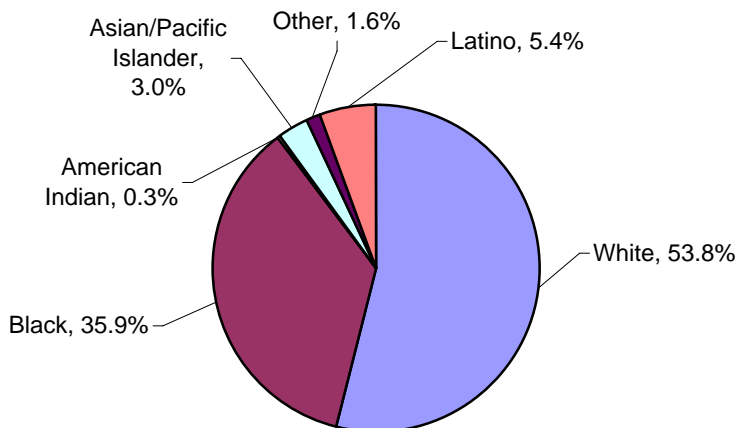


Adjusted Gross Income

\$1 to \$4,999 17.5%
 \$5,000 to \$9,999 16.1%
 \$10,000 to \$14,999 17.2%
 \$15,000 to \$19,999 10.2%
 \$20,000 to \$24,999 12.5%
 \$25,000 to \$29,999 11.7%
 \$30,000 to \$39,999 14.8%

EITC-ELIGIBLE TAX FILER CHARACTERISTICS

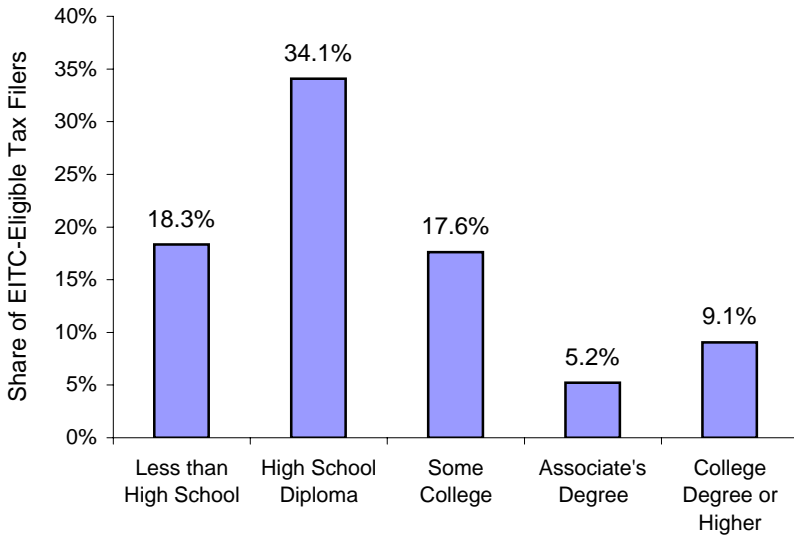
Race and Ethnicity of Taxpayer



Age of Taxpayer

Under 25 years 15.7%
 25 to 34 years 28.1%
 35 to 44 years 24.4%
 45 to 54 years 17.5%
 55 years and over 14.2%

Highest Level of Education Attained by Taxpayer



Home Ownership

Owner-occupied, with mortgage	37.5%
Owner-occupied, no mortgage	12.0%
Renter-occupied	47.0%

Receipt of Food Stamps

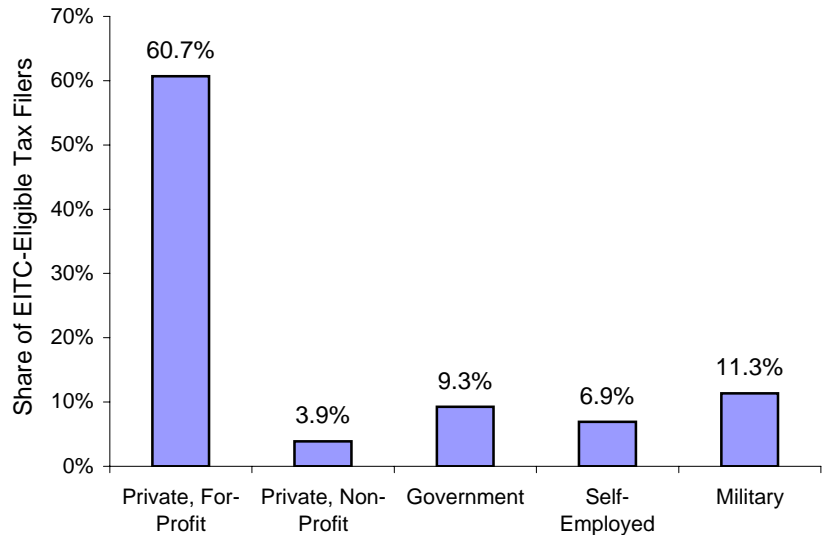
Share of tax filers in households that receive food stamps	21.6%
--	-------

Language Spoken at Home

English	90.0%
Spanish	4.9%
Other	5.1%

* "Other" includes any language that is spoken by (a) less than 1% of taxpayers, or (b) less than 2,000 taxpayers in total.

Sector of Work for Taxpayers



* Categories may not add to 100%. Remainder represents taxpayers who identified themselves as unemployed.

Top Five Occupations

Office Administration	12.7%
Sales	10.5%
Construction/Mining	10.0%
Food Preparation	9.1%
Transportation	7.5%

Top Five Industries

Retail Trade	13.1%
Construction	10.8%
Healthcare	10.8%
Accommodation/Food Services	10.8%
Manufacturing	7.9%